

Little Ship Club Website – Logging in and Passwords

There is so much information now on the club website that it's really worth while being able to access it. Even if you're not particularly happy with computers, it's quite simple, and this document shows you what to do if you've forgotten your username or password, or you never had one.

Go to the Home Page at <http://www.littleshipclub.co.uk/>. You can click this link, or copy it and paste it into your browser (e.g. Internet Explorer), and press enter. Or search for Little Ship Club in Google. The Home Page will come up like this (the stories will have changed of course):

Now you have some options. Do you know your username and password? If you do, type them in here and click Log In

If you've forgotten your username or password, or you've never had them, click on Request new password and you'll go to the next screen



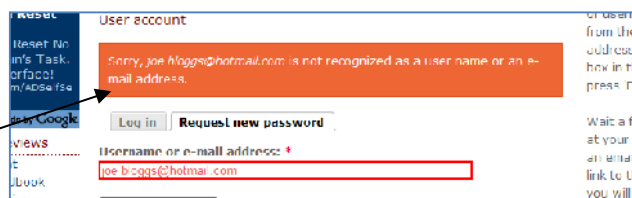
If you receive email from the club, type the email address (the one the club uses to email you) into the box Username or email address.

Click Email new password.

(It won't actually send you a password by email, but it will send you a link which will get you in to the site just once, and let you set your password to what you want.)

Wait a few minutes then look at your email inbox, where you should find an email from webadmin1926@littleshipclub.co.uk. Open it and then proceed as on the next page.

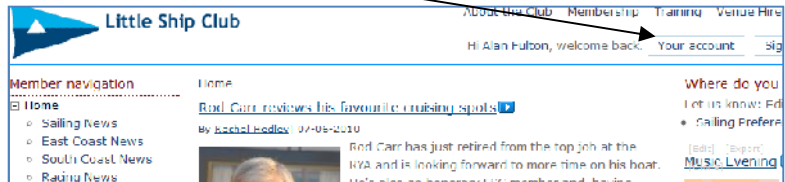
If you don't receive email from the club, you can try typing your email address into the box anyway. If it matches the address the club holds for you, you will get the email as above. If not you'll get a message like this:



If this happens, please send an email to webadmin1926@littleshipclub.co.uk giving your full name, and the webmaster will send you login details.

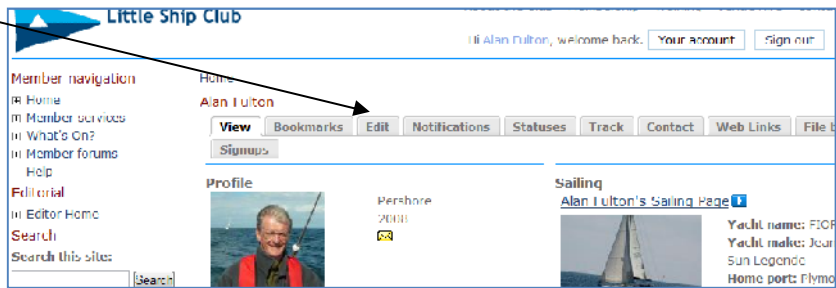
You should now be able to log in whenever you want with the username you made a note of and the password you've just entered. In fact you can also use your email address (the one the club uses to email you) as your username if you prefer. As we said above, any time you forget, just start again at Request new password on the home page - as many times as you need.

If you ever want to change your password, log in, go to Your Account.....



.....and you'll get your personal details page.

Click Edit...



.....and you'll get the password entry page as at the top of this page of help. Type your new password in both boxes, scroll down right to the bottom and click Save.